Multiple District 30

As of October 2026 Cumulative

Year	New Clubs	Dropped Clubs	Gain/ Loss Clubs	New Members	Charter Members	Reinstate Members	Transfer Members	Total Member Added	Total Members Dropped	Gain/ Loss Members
2022-2023	0	5	-5	149	1	3	9	162	247	-85
2023-2024	1	2	-1	134	21	14	31	200	218	-18
2024-2025	0	3	-3	117	0	5	10	132	211	-79
2025-2026	1	4	-3	174	20	20	7	221	221	0
2026-2027	0	0	0	38	0	1	1	40	43	-3
Average	**0**	**3**	**-2**	**122**	**8**	**9**	**12**	**151**	**188**	**-37**

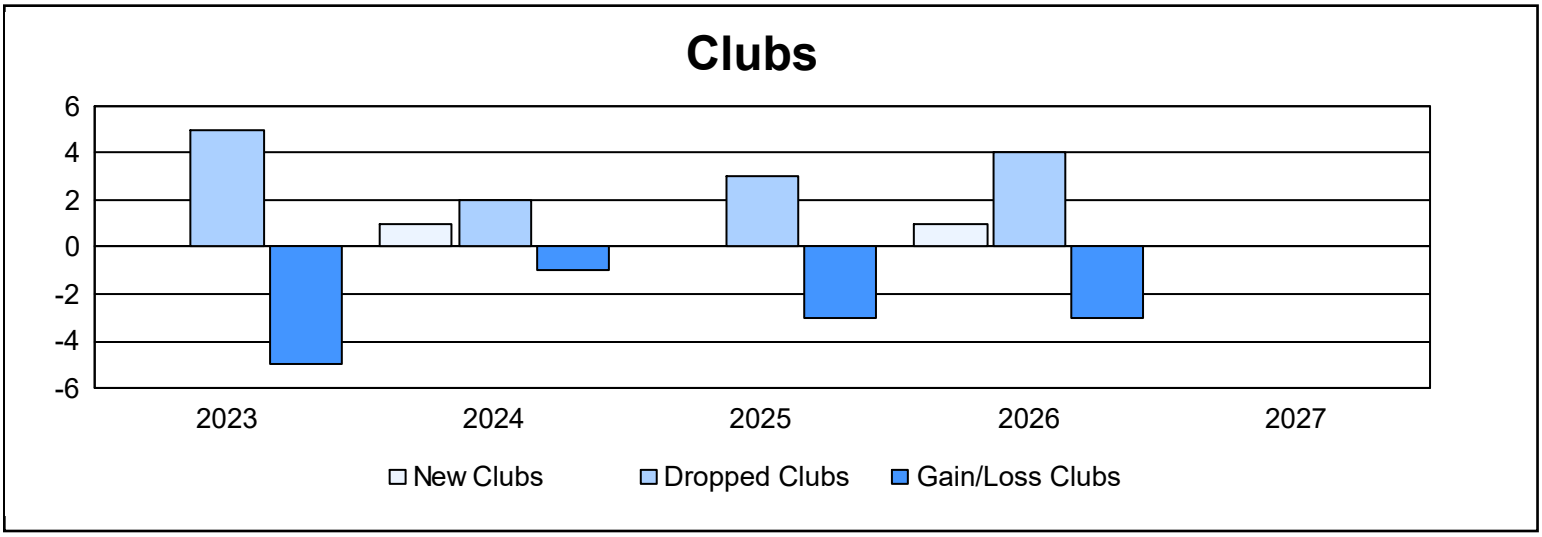

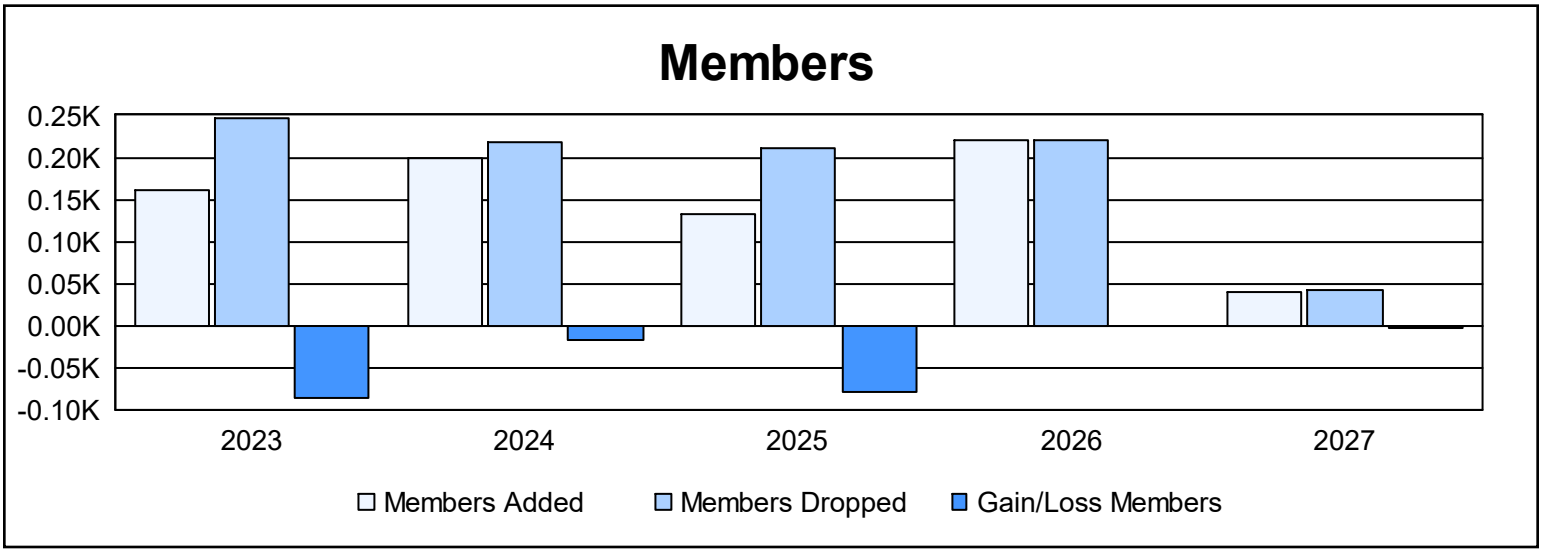

Membership Composition

October 2026 Cumulative

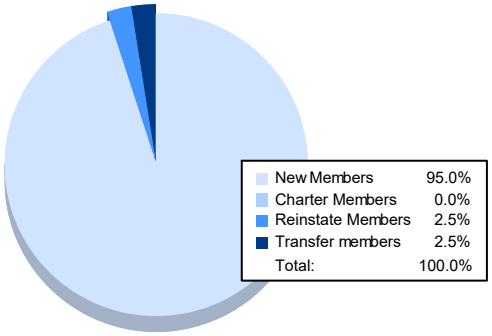

New Members	95.0%
Charter Members	0.0%
Reinstate Members	2.5%
Transfer members	2.5%
Total:	100.0%

Gender Composition

October 2026 Cumulative

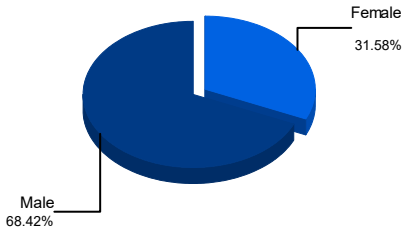

Female	31.58%
Male	68.42%
PreferNotToAnswer	0.00%
NonBinary	0.00%
Total:	100.00%